

SUPERIOR CLEANING



**Ergonomic
design**



**Cylinder heated
drying ironers**



**High
production**



**Long-life
heating
elements**

FEATURES

- ✓ Large surface contact with linen over an angle of 300°
- ✓ Finger protection and emergency button for more safety
- ✓ Durable Meta Aramid NOMEX® ironing belts
- ✓ Automatic cooldown
- ✓ Easy to operate microprocessor: 20 pre-set ironing programmes
- ✓ Indication of ironing speed and temperature
- ✓ Reverse mode possible
- ✓ LSRA model: front and rear output troughs
- ✓ LSRP model: front output table
- ✓ LSRP model: integrated length folder model
- ✓ Variable setups for folding (LSRP)
- ✓ Frequency-controlled motors
- ✓ Easy to remove lint filters
- ✓ Standard anti-static bar (LSRP)
- ✓ Folding system requires less maintenance (no ribbons and rolls)
- ✓ Electric, gas or steam heating

OPTIONS

- Foot pedal for easy stop and start operation
- Rear output table (LSRP)
- Chrome-plated cylinder for a better thermal conduction



SUPERIOR CLEANING

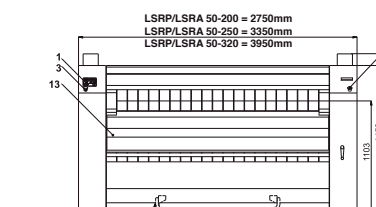
DIMENSIONS & SPECIFICATIONS

		LSRP/LSRA 5020	LSRP/LSRA 5025	LSRP/LSRA 5032
ROLLER DIAMETER	mm	500	500	500
USEFUL ROLLER LENGTH	mm	2000	2500	3200
HEATING				
Electric heating	kW	38	55	65
Gas heating	kW	36	52	66
Steam heating	kg/h	49	68	88
MOTOR				
Roller motor	kW	0,37	0,37	0,37
Fan motor	kW	0,18/0,255	2×0,18/0,255	2×0,18/0,255
IRONING CAPACITY*				
Electrical & Gas heating	kg/h	80	95	120
Steam heating	kg/h	95	115	145
ROLLER SPEED	m/min	1,5-8	1,5-8	1,5-8
ELECTRIC CONNECTION				
		3×380-415V+N 50/60Hz		
		3×208-240V 50/60Hz		
DIMENSIONS				
H×W×D	mm	1568×2750×1185	1568×3350×1185	1568×3950×1185
TRANSPORT DATA				
Gross weight (Create packing)	kg	1520	1700	2000
Net weight	kg	1290	1440	1680
Create packing	m ³	7,14	8,62	10,13
Create packing H×W×D	mm	1900x2890x1300	1900x3490x1300	1900x4100x1300

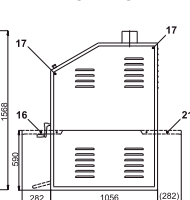
* The mentioned capacities are only indicated values while the capacity is dependent on the residual moisture, the kind of linen, ironing temperature, pressure of the ironing bed, condition of the surface and the skill of the operators (idem for consumption).

* Tested in accordance of ISO 9398-1.

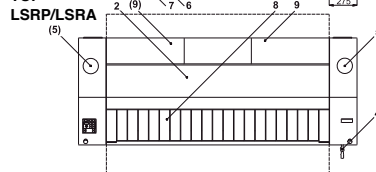
FRONT LSRP/LSRA



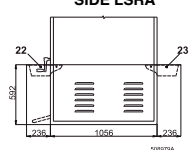
SIDE LSRP



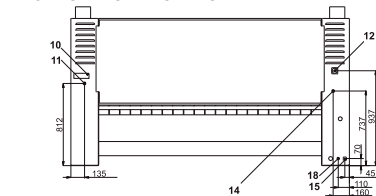
TOP LSRP/LSRA



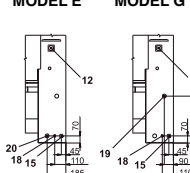
SIDE LSRA



BACK LSRP/LSRA MODEL S



MODEL E MODEL G



- 1 Control panel
- 2 Upper cover
- 3 Centralstop
- 4 Manual drive of roller
- 5 Exhaust ventilation
- 6 Pedal used for starting/stopping belts movement (according to order, only for version OPL)
- 7 Pedal microswitch (according to order, only for version OPL)
- 8 Feeding belts/feeding table
- 9 Cover of filter sieve
- 10 Name plate
- 11 Condense drain G3/4" (only for version "S")
- 12 Main switch
- 13 Upper trough
- 14 Steam supply G3/4" (only for version "S")
- 15 External protective connector
- 16 Output tilting table - front
- 17 Bolts of side cover
- 18 Main supply of electric power
- 19 Gas supply G3/4" (only for version "G")
- 20 Power supply for heating system (only for version "E")
- 21 Output tilting table - rear (according to order)
- 22 Output tilting trough - front
- 23 Output tilting trough - rear

